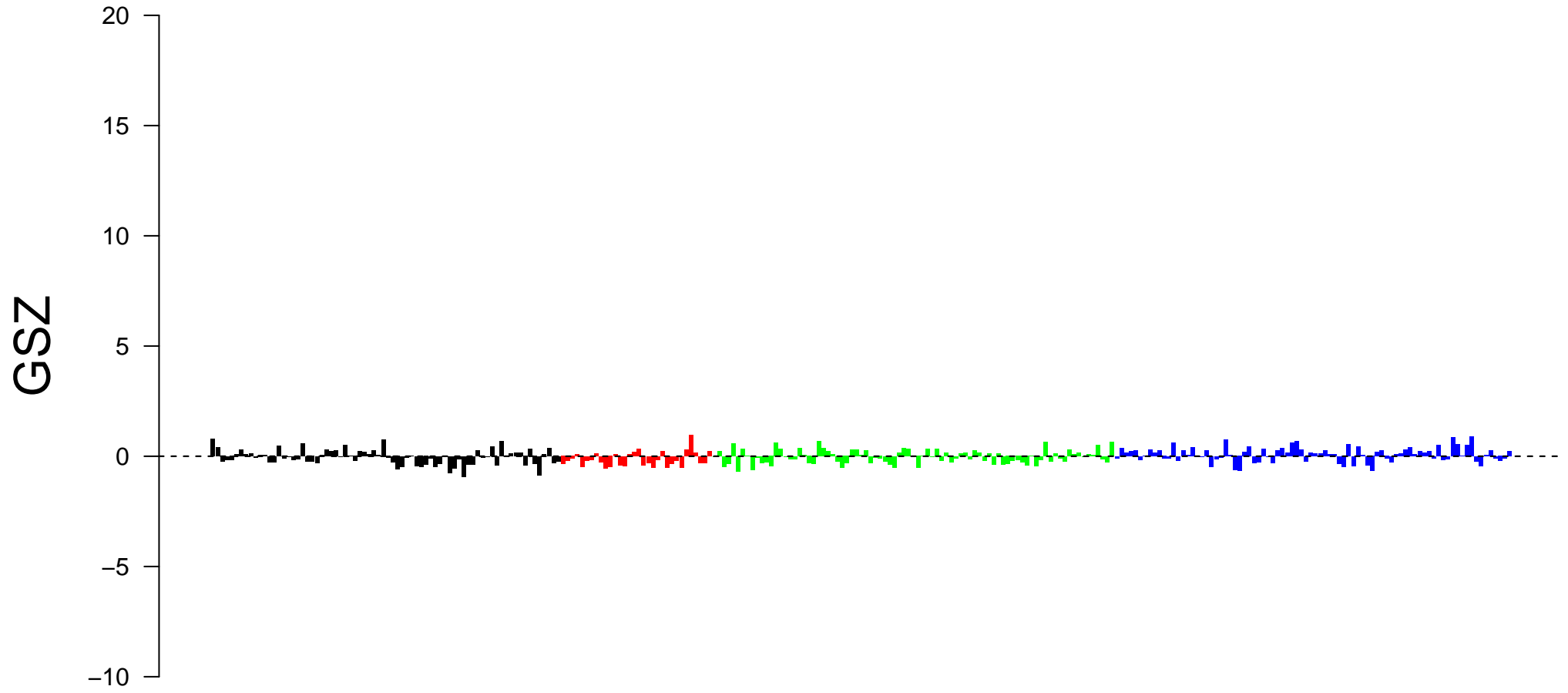



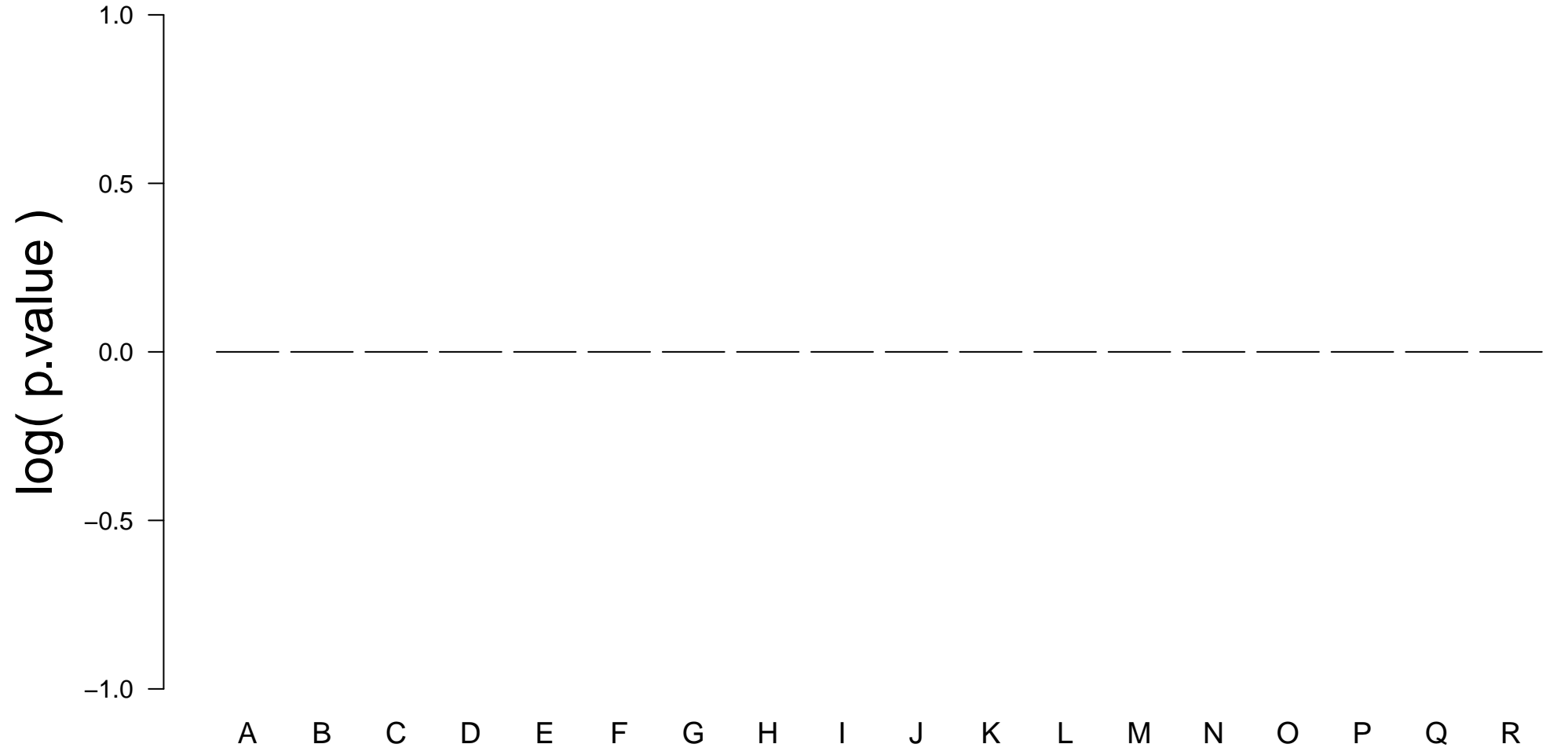
Myelofibrosis, idiopathic



Myelofibrosis, idiopathic



Enrichment in spots: Myelofibrosis, idiopathic




Expression of Myelofibrosis, idiopathic in Spot A




Expression of Myelofibrosis, idiopathic in Spot B




Expression of Myelofibrosis, idiopathic in Spot C



Expression of Myelofibrosis, idiopathic in Spot D



Expression of Myelofibrosis, idiopathic in Spot E




Expression of Myelofibrosis, idiopathic in Spot F



Expression of Myelofibrosis, idiopathic in Spot G




Expression of Myelofibrosis, idiopathic in Spot H



Expression of Myelofibrosis, idiopathic in Spot I



Expression of Myelofibrosis, idiopathic in Spot J



Expression of Myelofibrosis, idiopathic in Spot K




Expression of Myelofibrosis, idiopathic in Spot L



Expression of Myelofibrosis, idiopathic in Spot M




Expression of Myelofibrosis, idiopathic in Spot N



Expression of Myelofibrosis, idiopathic in Spot O



Expression of Myelofibrosis, idiopathic in Spot P



Expression of Myelofibrosis, idiopathic in Spot Q



Expression of Myelofibrosis, idiopathic in Spot R

